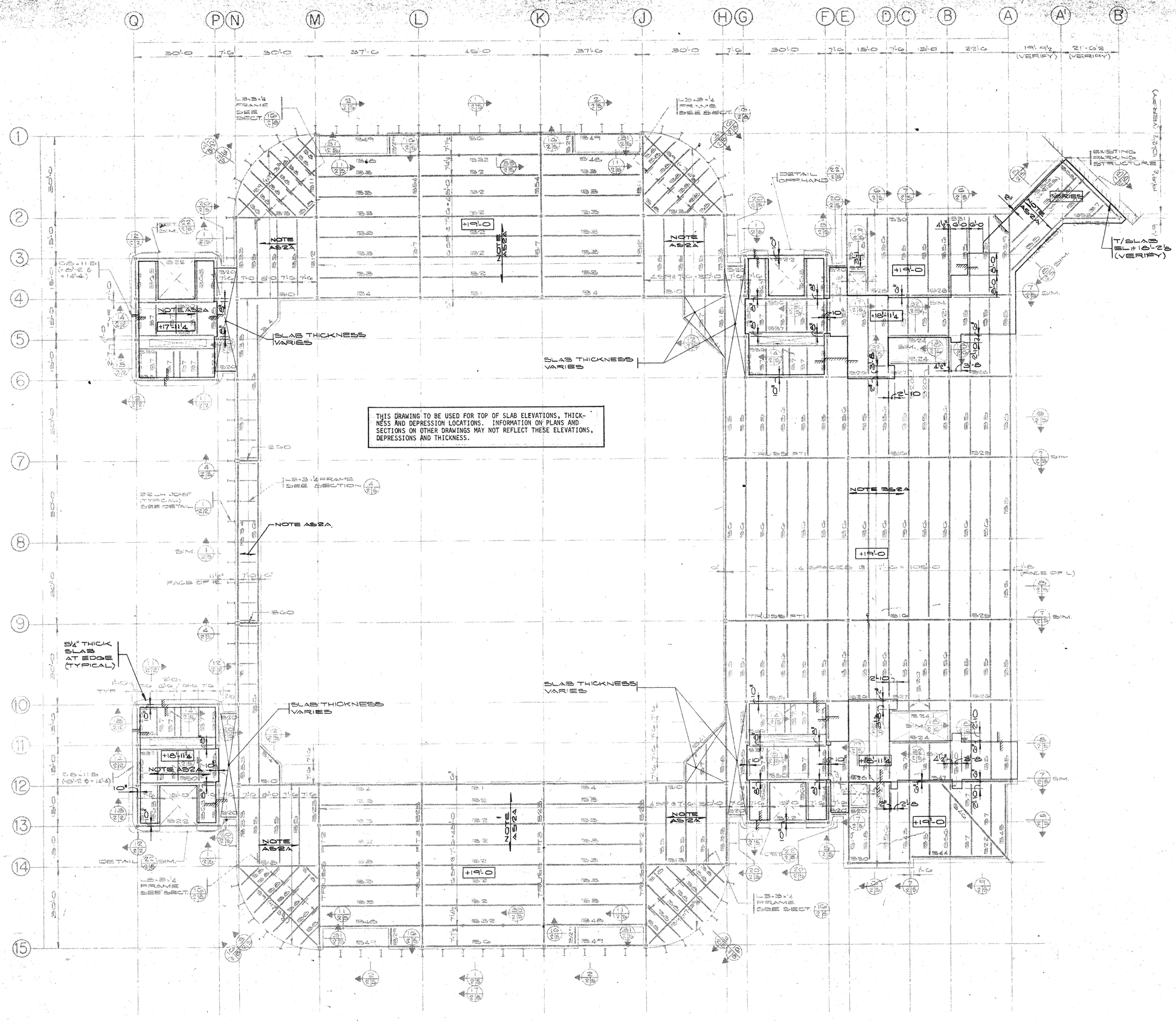

SECOND FLOOR SLAB PLAN

SCALE 1/16" = 1'-0

NOTES:

AS2A - 4½ LT. WT. CONCRETE SLAB ON 2" METAL DECK SEE DETAILS 3/2 & 4/2

BS2A - 5¼ LT. WT. CONCRETE SLAB ON 2" METAL DECK SEE DETAILS 3/2 & 4/2

CS2A - [ ] INDICATES TOP OF SLAB ELEVATION

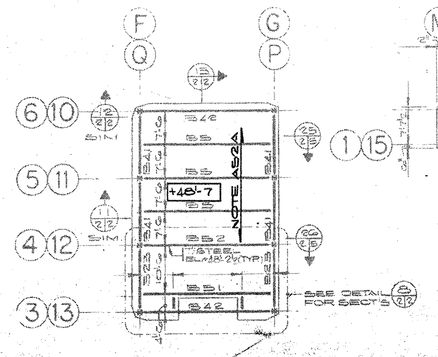

MECH. EQUIP. FLOOR SLAB PLAN
AT EL. +48'-7
DETAIL 6/2
1/16" = 1'-0

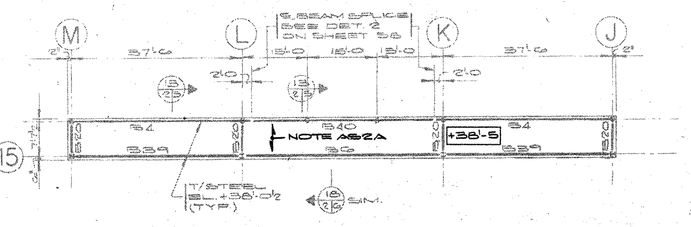

PARTIAL FLOOR SLAB PLAN
(AT BACK AISLE)
DETAIL 7/2
1/16" = 1'-0

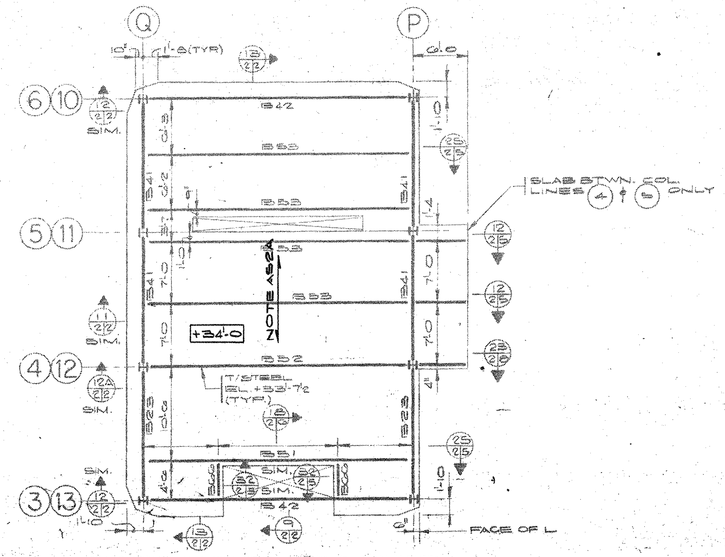

MECH. EQUIP. FLOOR SLAB PLAN
AT EL. +34'-0
DETAIL 8/2
1/16" = 1'-0

BID PACKAGE NO. 1 DATE 6/7/79	BID PACKAGE NO. 1A DATE 11/20/79
DESCRIPTION	REVISIONS
STRUCTURAL FRAME (NOT INCLUDING CONCRETE AND REINFORCEMENT FOR ELEVATED SLABS)	CONCRETE AND REINFORCEMENT FOR ELEVATED SLABS

REVISIONS

GENESIS CENTER

ADAMS, BROADWAY, AND FIFTH AVENUE
CITY OF GARY, INDIANA
RICHARD G. HATCHER, MAYOR

Wendell Campbell Associates, Inc.
ARCHITECTS
504 BROADWAY GARY, INDIANA
2006 E. 140th STREET EAST CHICAGO, INDIANA
180 N. MICHIGAN AVENUE CHICAGO, ILLINOIS

WIESINGER-HOLLAND LTD
STRUCTURAL ENGINEERS
33 WEST RANDOLPH STREET CHICAGO, ILLINOIS 60601

WCA

DATE	NOV. 20, 1979
APPROVED	
CHECKED	PJG
DRAWN	CAB

CONTENTS
2nd FLOOR SLAB PLAN

S-2A